



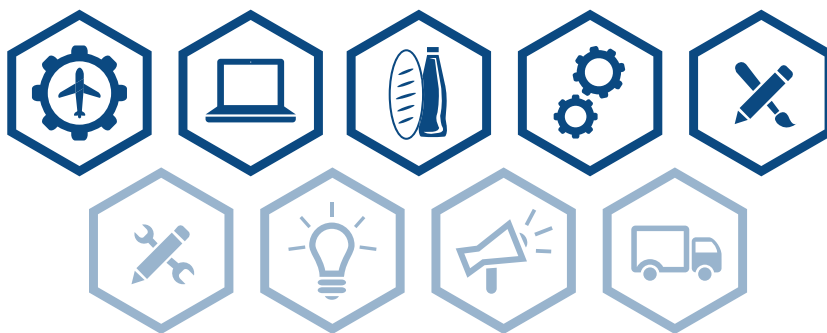
MINISTRY OF ECONOMIC
DEVELOPMENT AND TRADE
OF UKRAINE



International
Trade
Centre

#EXPORT

#INVEST #PROMOTE #ENCOURAGE #DEVELOP
#CHANGE #ADVERTISE #LEAD #ADVERTISE #IDEAS
#SEARCH #ADVERTISE #SEARCH
#ADVERTISE #IDEAS
#CHANGE #CREATE
#ENCOURAGE
#PROMOTE



EXPORT STRATEGY OF UKRAINE

Sector and Cross-sector Export Strategies

Three Rounds of National Consultations Report



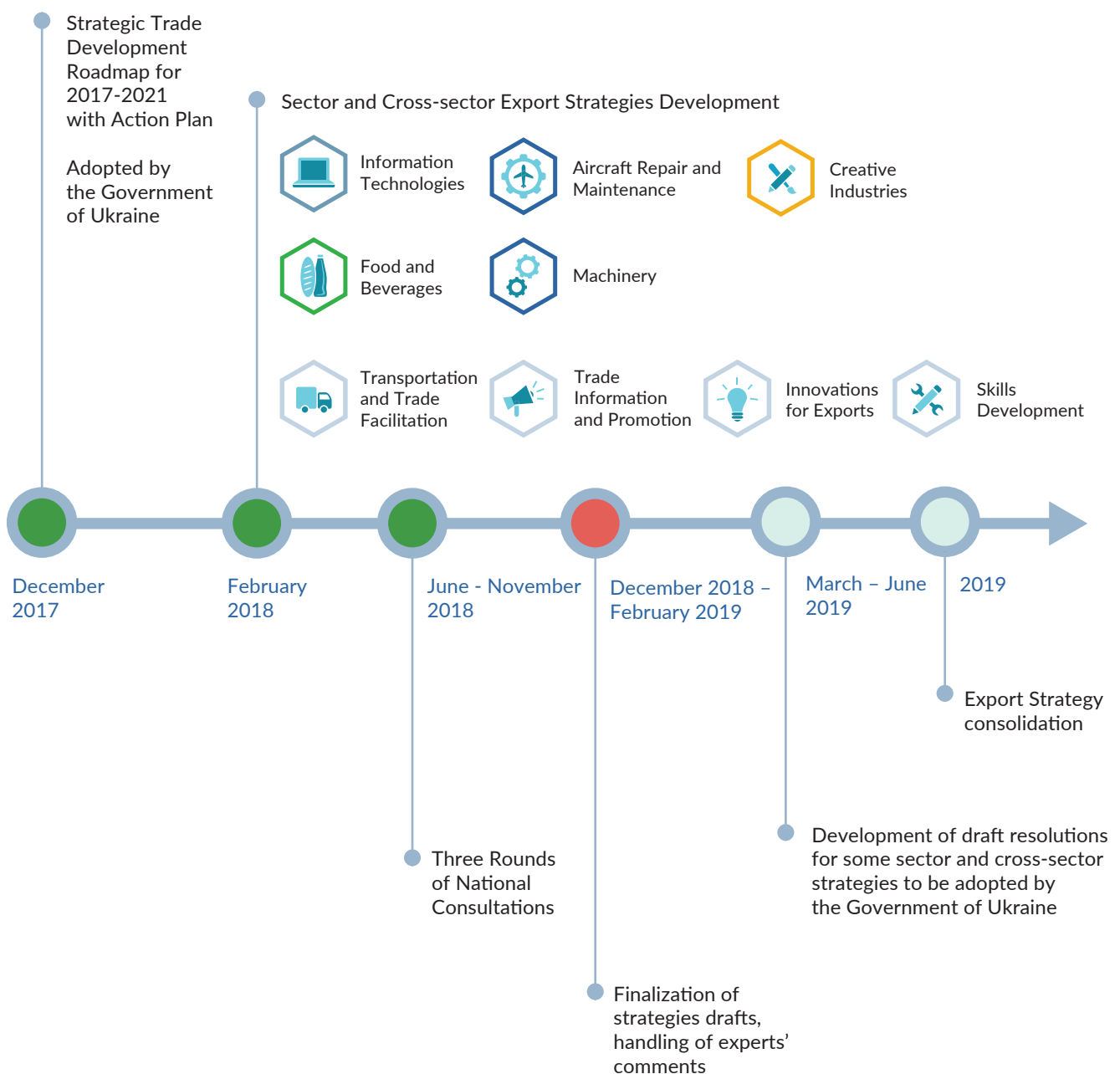
Export Strategy of Ukraine

Development, adoption and implementation of sector and cross-sector export strategies is the second stage of the Export Strategy of Ukraine. It is also a part of Strategic Trade Development Roadmap for 2017-2021 and Action Plan realization, approved by the Government of Ukraine on December 27th, 2017.

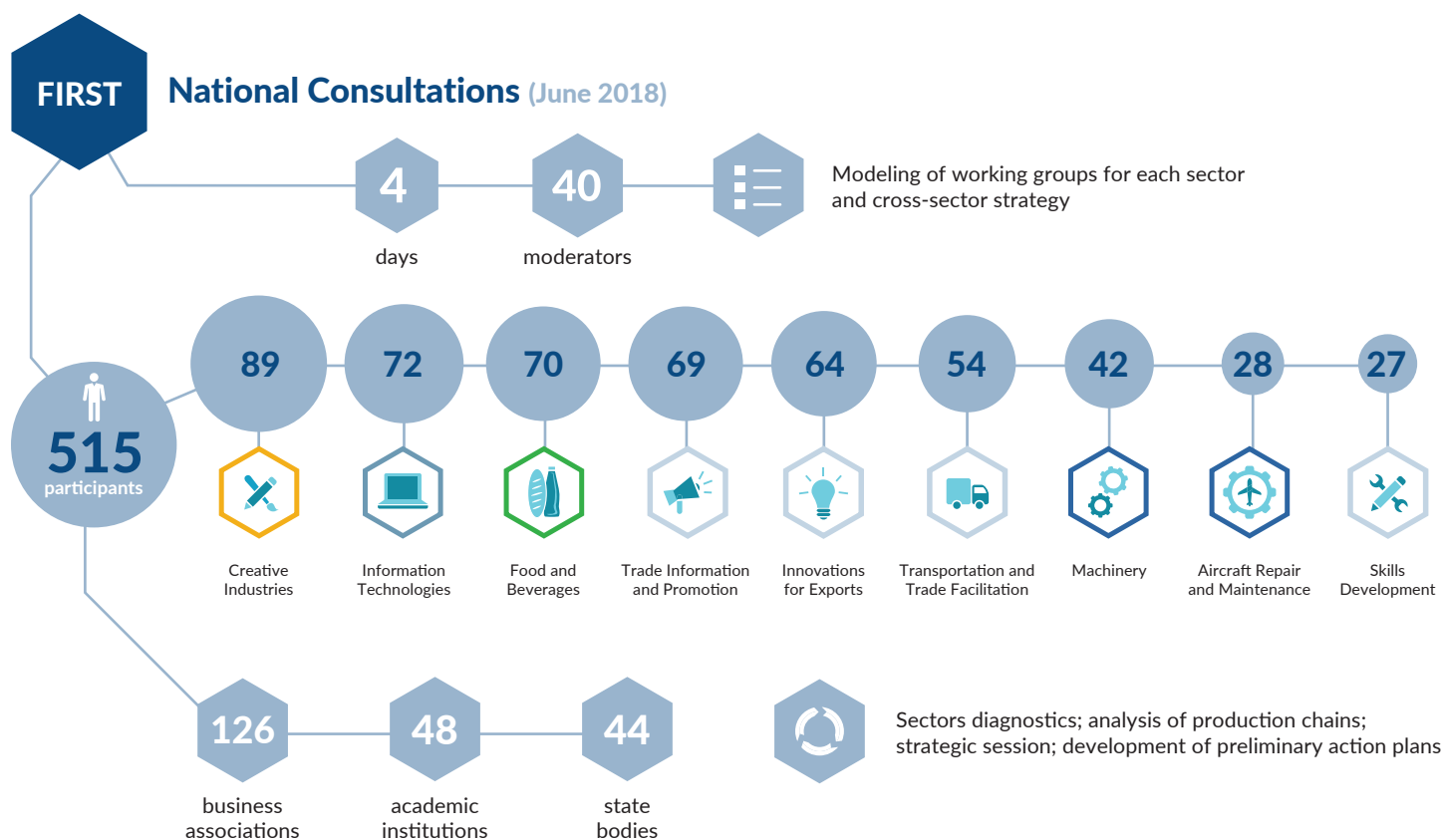
According to the International Trade Centre methodology, all stakeholders, in particular, representatives of trade support institutions - business associations, chambers of commerce and industry, local and international experts, delegates of state bodies, research institutions and NGOs participated in elaboration of sector and cross-sector export strategies.

These strategies are initiated by the Ministry of Economic Development and Trade of Ukraine in the framework of GIZ Project "Promotion of a Supportive Framework for Trade in Ukraine", that is implemented on behalf of the German Government, in close collaboration with the International Trade Centre and Non-governmental union "Foundation for support of reforms in Ukraine".

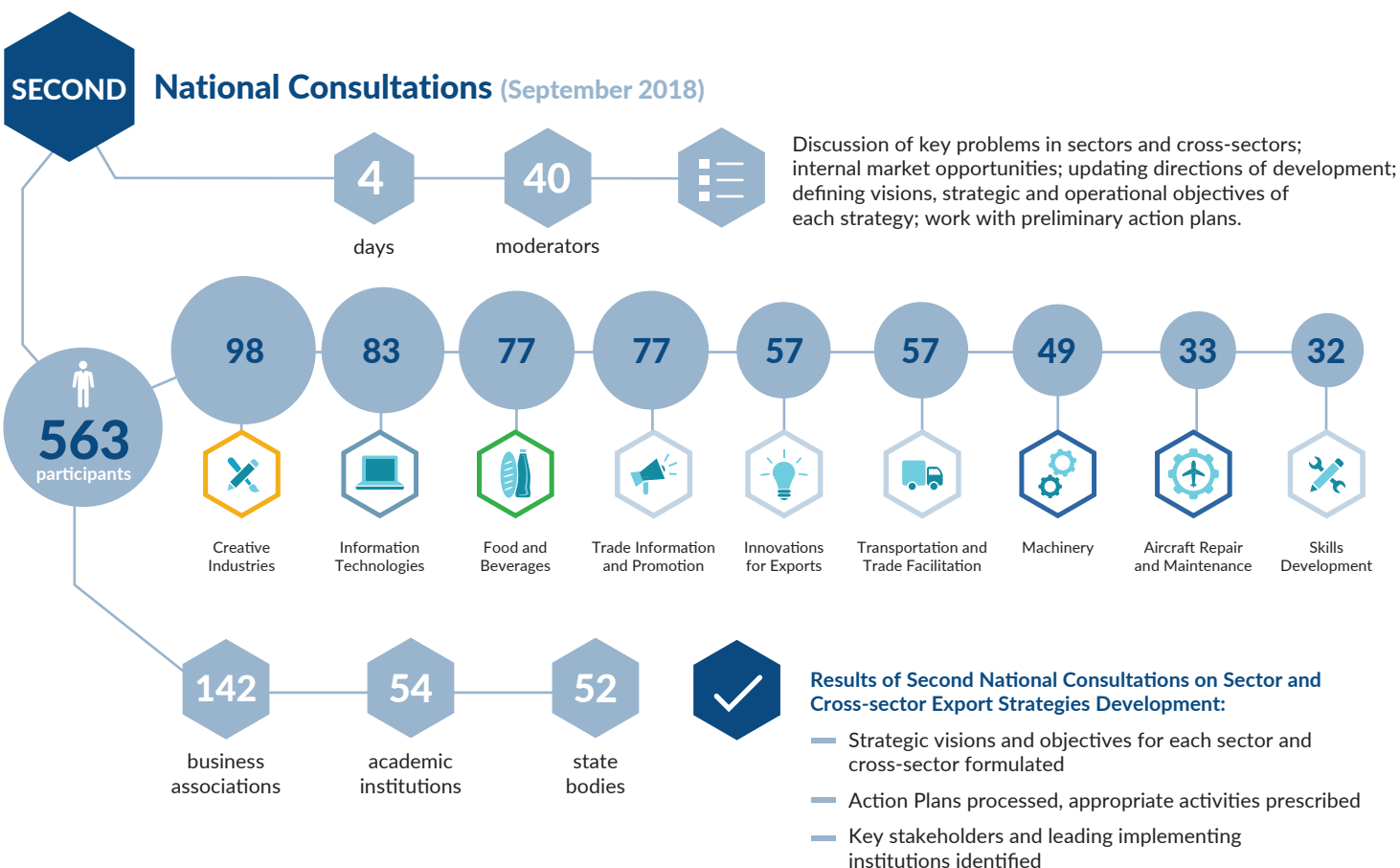
¹ www.intracen.org



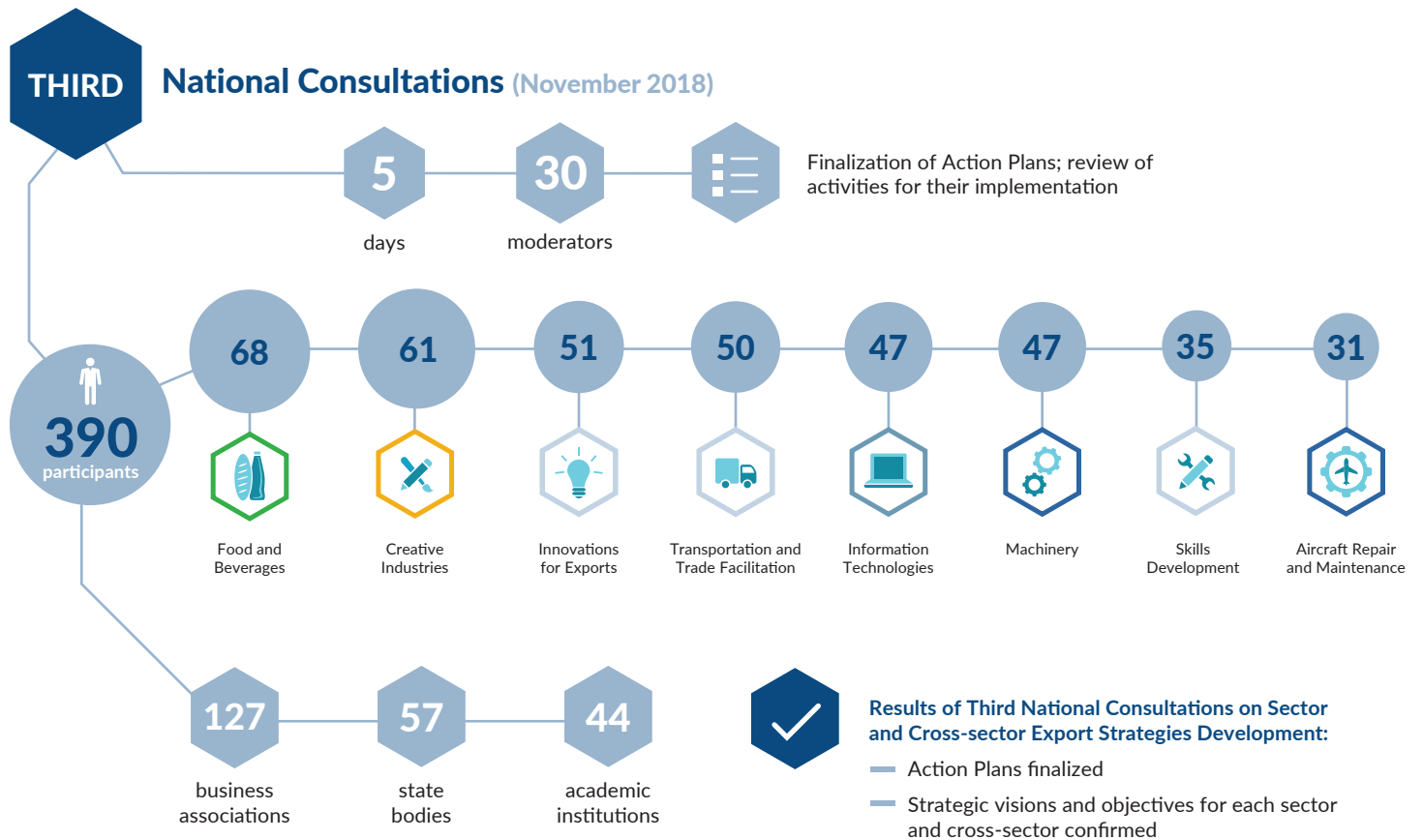
Sector and cross-sector export strategies



Sector and cross-sector export strategies



Sector and cross-sector export strategies



Perspective sectors of Export Strategy in 2017



Information and Communication Technologies

Export **\$1,8 bln**

↗ **\$116,7 mln**

TOP export destinations



EU **\$652,2 mln**



USA **\$535,9 mln**



Switzerland **\$149,4 mln**



Creative Industries

Export **\$1,1 bln**

↗ **\$119,2 mln**

TOP export destinations



EU **\$437,2 mln**



USA **\$328,5 mln**



Israel **\$56,3 mln**



Aircraft Repair and Maintenance

Export **\$121,7 mln**

↘ **\$95,0th**

TOP export destinations



EU **\$19,5 mln**



Russia **\$18,5 mln**



India **\$16,7 mln**



Machinery

Export **\$5,1 bln**

↗ **\$715,0 mln**

TOP export destinations



EU **\$2,7 bln**



Russia **\$1,1 bln**



China **\$215,2 mln**



Food and Beverages

Export **\$7,4 bln**

↗ **\$1,0 bln**

TOP export destinations



EU **\$2,3 bln**



India **\$1,6 bln**



China **\$525,3 mln**

Contacts



MINISTRY OF ECONOMIC
DEVELOPMENT AND TRADE
OF UKRAINE

www.me.gov.ua
exportstrategy@me.gov.ua

#EXPORT